



2010-2011 GMT Reports for District (or Undistricted) **District 300D2**

GMT: **PEI-JEN CHEN**

Location: **M.D. 300 Taiwan**

GMT CA: **5**

CLUBS

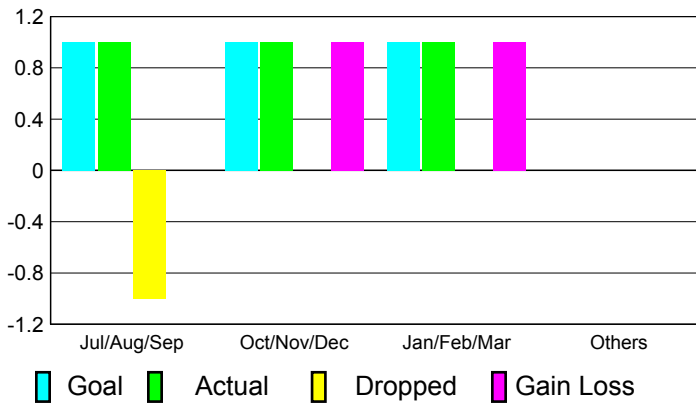
Club Results
2010-2011

Clubs
2009-2010

Month	New Club Goal	Actual New Clubs	Actual Dropped Clubs	Gain/Loss of Clubs	Gain/Loss of Clubs
Jul/Aug/Sep	1	1	-1	0	0
Oct/Nov/Dec	1	1	0	1	0
Jan/Feb/Mar	1	1	0	1	0
Apr/May/June	0	0	0	0	0
Totals	3	3	-1	2	0

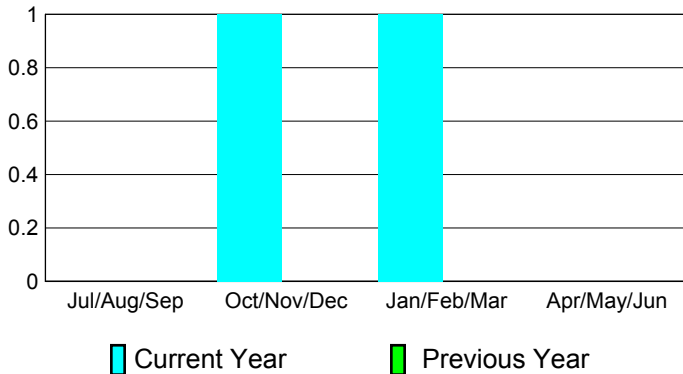
Club Results 2010-2011

Goal, New, Dropped, Gain/Loss



Comparison of Club Gain/Loss

Current Year Compared to the Previous Year



YTD Status Quo Clubs 2010-2011

Status Quo Clubs Compared to Status Quo Members



MEMBERSHIP

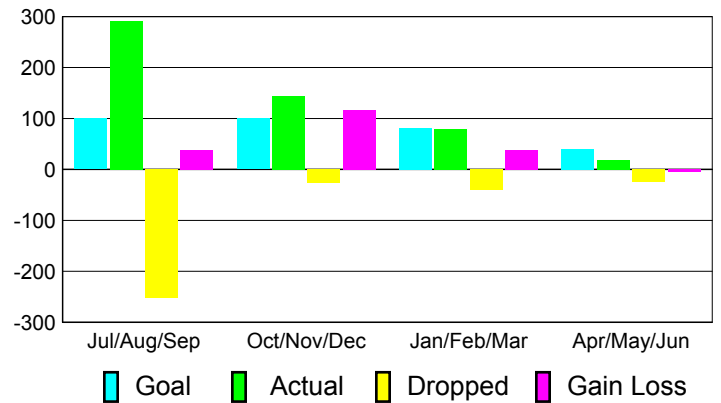
Membership Results
2010-2011

Membership
2009-2010

Month	Net Memb Goal	Actual New Memb	Actual Dropped Memb	Gain/Loss of Memb	Gain/Loss of Memb
Jul/Aug/Sep	100	291	-253	38	137
Oct/Nov/Dec	100	144	-27	117	22
Jan/Feb/Mar	82	79	-40	39	37
Apr/May/June	40	19	-24	-5	-4
Totals	322	533	-344	189	192

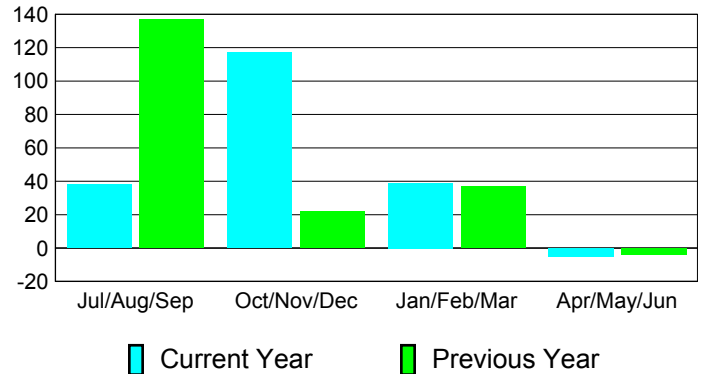
Membership Results 2010-2011

Goal, New, Dropped, Gain/Loss

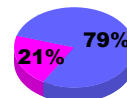


Comparison of Membership Gain/Loss

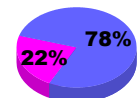
Current Year Compared to the Previous Year



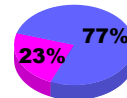
Gender Comparison 2010-2011



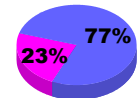
Jul/Aug/Sep



Oct/Nov/Dec



Jan/Feb/Mar



Apr/May/June

Male

Female